



Evolve

Wiring Accessories

Your project, your colour





Evolve

Wiring Accessories




Your project, your colour



Modern and stylish, switches and sockets with interchangeable faceplates are one of our latest innovations. Available in a variety of finishes, they are easily switched out when things need freshening up or when decorating the surrounding area.

The comprehensive range includes BG's latest innovations such as socket with USB charging functionality. The Evolve range includes all the required wiring accessories for home and commercial applications.

Light Switches	4
Light Switches - Wide Rocker	5
Switched Socket Outlets	5
USB Sockets	6
20 Amp DP Switches	6
Fused Connection Units	7
45 Amp Cooker Control Sockets	7
45 Amp DP Switches	8
Shaver Socket	8
Dimmer Switches	9
Euro-module	9



Features & Benefits



Angled in-line colour coded captive terminals

Twin Earth



Slim profile


Screwless appearance to complement any interior decor

Clip on/off front plate



20 Amp 16AX Light Switches

- All switches 20 Amp, 16 AX inductive rated
- Manufactured to BS EN 60669-1
- Captive terminal screws
- Terminal capacity 4x1.0mm², 4x1.5mm², 2x2.5mm² & 1x4.0mm²
- Minimum mounting box depth 1 & 2 Gang 16mm, 3 Gang 25mm




Finish	Frame & Module Colour	Single 2 Way	Single 10AX Intermediate	Double 2 Way	Triple 2 Way	Single Retractive 10A "Press"	Fan Isolator 10A Triple Pole
Gloss							
Polished White	White	PCDWH12W	PCDWH13W	PCDWH42W	PCDWH43W	PCDWH14W	PCDWH15W
Pearlescent White	White	PCDPW12W	PCDPW13W	PCDPW42W	PCDPW43W	PCDPW14W	PCDPW15W
Polished Black	Black	PCDBL12B	PCDBL13B	PCDBL42B	PCDBL43B	PCDBL14B	PCDBL15B
Matt							
Champagne	White	PCDCH12W	PCDCH13W	PCDW42W	PCDCH43W	PCDCH14W	PCDCH15W
Matt Black	Black	PCDMB12B	PCDMB13B	PCDMB42B	PCDMB43B	PCDMB14B	PCDMB15B
Matt Grey	Black	PCDMG12B	PCDMG13B	PCDMG42B	PCDMG43B	PCDMG14B	PCDMG15B
Metallic							
Brushed Steel	Black	PCDBS12B	PCDBS13B	PCDBS42B	PCDBS43B	PCDBS14B	PCDBS15B
	White	PCDBS12W	PCDBS13W	PCDBS42W	PCDBS43W	PCDBS14W	PCDBS15W
Polished Chrome	Black	PCDPC12B	PCDPC13B	PCDPC42B	PCDPC43B	PCDPC14B	PCDPC15B
	White	PCDPC12W	PCDPC13W	PCDPC42W	PCDPC43W	PCDPC14W	PCDPC15W
Black Chrome	Black	PCDBC12B	PCDBC13B	PCDBC42B	PCDBC43B	PCDBC14B	PCDBC15B
	Black	PCDPB12B	PCDPB13B	PCDPB42B	PCDPB43B	PCDPB14B	PCDPB15B
Polished Brass	White	PCDPB12W	PCDPB13W	PCDPB42W	PCDPB43W	PCDPB14W	PCDPB15W
	Black	PCDAB12B	PCDAB13B	PCDAB42B	PCDAB43B	PCDAB14B	PCDAB15B
Antique Brass	White	PCDAB12W	PCDAB13W	PCDAB42W	PCDAB43W	PCDAB14W	PCDAB15W
	Black	PCDSB12B	PCDSB13B	PCDSB42B	PCDSB43B	PCDSB14B	PCDSB15B
Brushed Brass	White	PCDSB12W	PCDSB13W	PCDSB42W	PCDSB43W	PCDSB14W	PCDSB15W

20 Amp 16AX Light Switches - Wide Rocker

- All switches 20 Amp, 16 AX inductive rated
- Manufactured to BS EN 60669-1
- Captive terminal screws
- Terminal capacity 4x1.0mm², 4x1.5mm², 2x2.5mm² & 1x4.0mm²
- Minimum mounting box depth 1 & 2 Gang 16mm, 3 Gang 25mm



Finish	Frame & Module Colour	Single 2 Way	Single 10AX Intermediate	Double 2 Way	Triple 2 Way	Single Retractive 10A "Press"
Gloss						
Polished White	White	PCDWH12WW	PCDWH13WW	PCDWH42WW	PCDWH43WW	PCDWH14WW
Pearlescent White	White	PCDPW12WW	PCDPW13WW	PCDPW42WW	PCDPW43WW	PCDPW14WW
Polished Black	Black	PCDBL12WB	PCDBL13WB	PCDBL42B	PCDBL43B	PCDBL14WB
Matt						
Champagne	White	PCDCH12WW	PCDCH13WW	PCDCH42WW	PCDCH43WW	PCDCH14WW
Matt Black	Black	PCDMB12WB	PCDMB13WB	PCDMB42B	PCDMB43B	PCDMB14WB
Matt Grey	Black	PCDMG12WB	PCDMG13WB	PCDMG42B	PCDMG43B	PCDMG14WB
Metallic						
Brushed Steel	Black	PCDBS12WB	PCDBS13WB	PCDBS42B	PCDBS43B	PCDBS14WB
	White	PCDBS12WW	PCDBS13WW	PCDBS42WW	PCDBS43WW	PCDBS14WW
Polished Chrome	Black	PCDPC12WB	PCDPC13WB	PCDPC42B	PCDPC43B	PCDPC14WB
	White	PCDPC12WW	PCDPC13WW	PCDPC42WW	PCDPC43WW	PCDPC14WW
Black Chrome	Black	PCDBC12WB	PCDBC13WB	PCDBC42B	PCDBC43B	PCDBC14WB
	Black	PCDPB12WB	PCDPB13WB	PCDPB42B	PCDPB43B	PCDPB14WB
Polished Brass	White	PCDPB12WW	PCDPB13WW	PCDPB42WW	PCDPB43WW	PCDPB14WW
	Black	PCDAB12WB	PCDAB13WB	PCDAB42B	PCDAB43B	PCDAB14WB
Antique Brass	White	PCDAB12WW	PCDAB13WW	PCDAB42WW	PCDAB43WW	PCDAB14WW
	Black	PCDSB12WB	PCDSB13WB	PCDSB42B	PCDSB43B	PCDSB14WB
Brushed Brass	White	PCDSB12WW	PCDSB13WW	PCDSB42WW	PCDSB43WW	PCDSB14WW



Switched Socket Outlets

- Twin earth fitted as standard to allow a double earth facility for installations requiring high integrity protective connection Ref. BS 7671:2008
- 13A sockets manufactured to BS 1363-2
- Captive terminal screws
- Terminal capacity 3x2.5mm², 3x4.0mm² & 2x6.0mm²
- Minimum mounting box depth 35 mm

Finish	Frame & Module Colour	Single Single Pole	Single Double Pole	Double Single Pole	Double Double Pole
Gloss					
Polished White	White	PCDWH21W	PCDWH21DPW	PCDWH22W	PCDWH22DPW
Pearlescent White	White	PCDPW21W	PCDPW21DPW	PCDPW22W	PCDPW22DPW
Polished Black	Black	PCDBL21B	PCDBL21DPB	PCDBL22B	PCDBL22DPB
Matt					
Champagne	White	PCDCH21W	PCDCH21DPW	PCDCH22W	PCDCH22DPW
Matt Black	Black	PCDMB21B	PCDMB21DPB	PCDMB22B	PCDMB22DPB
Matt Grey	Black	PCDMG21B	PCDMG21DPB	PCDMG22B	PCDMG22DPB
Metallic					
Brushed Steel	Black	PCDBS21B	PCDBS21DPB	PCDBS22B	PCDBS22DPB
	White	PCDBS21W	PCDBS21DPW	PCDBS22W	PCDBS22DPW
Polished Chrome	Black	PCDPC21B	PCDPC21DPB	PCDPC22B	PCDPC22DPB
	White	PCDPC21W	PCDPC21DPW	PCDPC22W	PCDPC22DPW
Black Chrome	Black	PCDBC21B	PCDBC21DPB	PCDBC22B	PCDBC22DPB
	Black	PCDPB21B	PCDPB21DPB	PCDPB22B	PCDPB22DPB
Polished Brass	White	PCDPB21W	PCDPB21DPW	PCDPB22W	PCDPB22DPW
	Black	PCDAB21B	PCDAB21DPB	PCDAB22B	PCDAB22DPB
Antique Brass	White	PCDAB21W	PCDAB21DPW	PCDAB22W	PCDAB22DPW
	Black	PCDSB21B	PCDSB21DPB	PCDSB22B	PCDSB22DPB
Brushed Brass	White	PCDSB21W	PCDSB21DPW	PCDSB22W	PCDSB22DPW



USB Sockets

- 2.1A/3.1A USB charging output, with charge shared across two outlets. 2 Type A outlets, 2.1A/3.1A, 5V
- Smart USB - Standby mode when device is fully charged; AutoDetect's the USB device and adjusts charging pattern to suite; protective overload function
- USB charger standby mode when not in use
- Manufactured to BS 1363-2

- Twin earth fitted as standard to allow a double Earth facility for installations requiring high integrity protective connection Ref - BS7671:2008
- Captive terminal screws
- Terminal capacity 3x2.5mm², 3x4.0mm² & 2x6.0mm²

Finish	Frame & Module Colour	Single 2 Port 2.1A	Double 2 Port 3.1A
Gloss			
Polished White	White	PCDWH21U2W	PCDWH22U3DPW
Pearlescent White	White	PCDPW21U2W	PCDPW22U3DPW
Polished Black	Black	PCDBL21U2B	PCDBL22U3DPB
Matt			
Champagne	White	PCDCH21U2W	PCDCH22U3DPW
Matt Black	Black	PCDMB21U2B	PCDMB22U3DPB
Matt Grey	Black	PCDMG21U2B	PCDMG22U3DPB
Metallic			
Brushed Steel	Black	PCDBS21U2B	PCDBS22U3DPB
	White	PCDBS21U2W	PCDBS22U3DPW
Polished Chrome	Black	PCDPC21U2B	PCDPC22U3DPB
	White	PCDPC21U2W	PCDPC22U3DPW
Black Chrome	Black	PCDBC21U2B	PCDBC22U3DPB
Polished Brass	Black	PCDPB21U2B	PCDPB22U3DPB
	White	PCDPB21U2W	PCDPB22U3DPW
Antique Brass	Black	PCDAB21U2B	PCDAB22U3DPB
	White	PCDAB21U2W	PCDAB22U3DPW
Brushed Brass	Black	PCDSB21U2B	PCDSB22U3DPB
	White	PCDSB21U2W	PCDSB22U3DPW



Fused Connection Units

- Optional cable outlet
- Colour coded terminals with backed out captive screws for easy installation
- Flush LED power indicator
- Manufactured to BS 1363-4


Finish	Frame & Module Colour	Switched	Unswitched
Gloss			
Polished White	White	PCDWH52W	PCDWH54W
Pearlescent White	White	PCDPW52W	PCDPW54W
Polished Black	Black	PCDBL52B	PCDBL54B
Matt			
Champagne	White	PCDCH52W	PCDCH54W
Matt Black	Black	PCDMB52B	PCDMB54B
Matt Grey	Black	PCDMG52B	PCDMG54B
Metallic			
Brushed Steel	Black	PCDBS52B	PCDBS54B
	White	PCDBS52W	PCDBS54W
Polished Chrome	Black	PCDPC52B	PCDPC54B
	White	PCDPC52W	PCDPC54W
Black Chrome	Black	PCDBC52B	PCDBC54B
Polished Brass	Black	PCDPB52B	PCDPB54B
	White	PCDPB52W	PCDPB54W
Antique Brass	Black	PCDAB52B	PCDAB54B
	White	PCDAB52W	PCDAB54W
Brushed Brass	Black	PCDSB52B	PCDSB54B
	White	PCDSB52W	PCDSB54W



20 Amp Double Pole Switches

- Captive terminal screws
- Minimum mounting box depth 25mm
- Concealed fixing screws
- 20 Amp switches manufactured to BS EN 60669-1
- Terminal capacity 3x2.5mm², 2x4.0mm² & 1x6.0mm²

Finish	Frame & Module Colour	Single with LED
Gloss		
Polished White	White	PCDWH31W
Pearlescent White	White	PCDPW31W
Polished Black	Black	PCDBL31B
Matt		
Champagne	White	PCDCH31W
Matt Black	Black	PCDMB31B
Matt Grey	Black	PCDMG31B
Metallic		
Brushed Steel	Black	PCDBS31B
	White	PCDBS31W
Polished Chrome	Black	PCDPC31B
	White	PCDPC31W
Black Chrome	Black	PCDBC31B
Polished Brass	Black	PCDPB31B
	White	PCDPB31W
Antique Brass	Black	PCDAB31B
	White	PCDAB31W
Brushed Brass	Black	PCDSB31B
	White	PCDSB31W



45 Amp Cooker Control Sockets

- Cooker Control Units manufactured to BS4177
- Double Pole Switches to BS EN 60669-1
- Minimum mounting box depth 47mm



- L & N terminal capacity 4 x 4.0mm², 3 x 6.0mm² & 1 x 16.0mm²
- E terminal capacity 3 x 4.0mm², 3 x 6.0mm² & 1 x 6.0mm² 10mm spacer available to provide additional wiring space (817 - Sq, 818 - Rect)

Finish	Frame & Module Colour	45A Switch + 13A Skt CCU
Gloss		
Polished White	White	PCDWH70W
Pearlescent White	White	PCDPW70W
Polished Black	Black	PCDBL70B
Matt		
Champagne	White	PCDCH70W
Matt Black	Black	PCDMB70B
Matt Grey	Black	PCDMG70B
Metallic		
Brushed Steel	Black	PCDBS70B
	White	PCDBS70W
Polished Chrome	Black	PCDPC70B
	White	PCDPC70W
Black Chrome	Black	PCDBC70B
Polished Brass	Black	PCDPB70B
	White	PCDPB70W
Antique Brass	Black	PCDAB70B
	White	PCDAB70W
Brushed Brass	Black	PCDSB70B
	White	PCDSB70W



45 Amp Double Pole Switches



- Manufactured to BS EN 60669-1
- L & N terminal capacity 4x4.0mm², 3x6.0mm² & 1x16.0mm²
- E terminal capacity 3x4.0mm², 2x6.0mm², 1x16.0mm²
- Minimum mounting box depth 47mm
- Concealed fixing screws

Finish	Frame & Module Colour		
		Rectangular Plate	Square Plate
Gloss			
Polished White	White	PCDWH72W	PCDWH74W
Pearlescent White	White	PCDPW72W	PCDPW74W
Polished Black	Black	PCDBL72B	PCDBL74B
Matt			
Champagne	White	PCDCH72W	PCDCH74W
Matt Black	Black	PCDMB72B	PCDMB74B
Matt Grey	Black	PCDMG72B	PCDMG74B
Metallic			
Brushed Steel	Black	PCDBS72B	PCDBS74B
	White	PCDBS72W	PCDBS74W
Polished Chrome	Black	PCDPC72B	PCDPC74B
	White	PCDPC72W	PCDPC74W
Black Chrome	Black	PCDBC72B	PCDBC74B
Polished Brass	Black	PCDPB72B	PCDPB74B
	White	PCDPB72W	PCDPB74W
Antique Brass	Black	PCDAB72B	PCDAB74B
	White	PCDAB72W	PCDAB74W
Brushed Brass	Black	PCDSB72B	PCDSB74B
	White	PCDSB72W	PCDSB74W



400W Dimmer Switches, 2-Way Push On/Off

- Manufactured to BS EN 60669-2-1
- Minimum mounting box depth 25mm
- Suitable for compact fluorescent lamps (CFL) and LED Dimming
- There can be issues with dimming CFL and LED lamps at a low lighting level. The Evolve dimmer products have an adjustable minimum level feature which can be used to adjust the lighting output at a low level, to stabilise the load.

Finish	Frame & Module Colour		
		Single	Double
Gloss			
Polished White	White	PCDWH81W	PCDWH82W
Pearlescent White	White	PCDPW81W	PCDPW82W
Polished Black	Black	PCDBL81B	PCDBL82B
Matt			
Champagne	White	PCDCH81W	PCDCH82W
Matt Black	Black	PCDMB81B	PCDMB82B
Matt Grey	Black	PCDMG81B	PCDMG82B
Metallic			
Brushed Steel	Black	PCDBS81B	PCDBS82B
	White	PCDBS81W	PCDBS82W
Polished Chrome	Black	PCDPC81B	PCDPC82B
	White	PCDPC81W	PCDPC82W
Black Chrome	Black	PCDBC81B	PCDBC82B
Polished Brass	Black	PCDPB81B	PCDPB82B
	White	PCDPB81W	PCDPB82W
Antique Brass	Black	PCDAB81B	PCDAB82B
	White	PCDAB81W	PCDAB82W
Brushed Brass	Black	PCDSB81B	PCDSB82B
	White	PCDSB81W	PCDSB82W



Dual Voltage Shaver Socket 115/240V




- Captive terminal screws
- Minimum mounting box depth 25mm
- Concealed fixing screws
- 20 Amp switches manufactured to BS EN 60669-1
- Terminal capacity 3x2.5mm², 2x4.0mm² & 1x6.0mm²

Finish	Frame & Module Colour	
		Shaver Socket
Gloss		
Polished White	White	PCDWH20W
Pearlescent White	White	PCDPW20W
Polished Black	Black	PCDBL20B
Matt		
Champagne	White	PCDCH20W
Matt Black	Black	PCDMB20B
Matt Grey	Black	PCDMG20B
Metallic		
Brushed Steel	Black	PCDBS20B
	White	PCDBS20W
Polished Chrome	Black	PCDPC20B
	White	PCDPC20W
Black Chrome	Black	PCDBC20B
Polished Brass	Black	PCDPB20B
	White	PCDPB20W
Antique Brass	Black	PCDAB20B
	White	PCDAB20W
Brushed Brass	Black	PCDSB20B
	White	PCDSB20W



Euro-module Front Plates

- Compatible with the wider Euro Module range of products
- Assemble different configurations onto a single faceplate
- Manufactured to BS 5733

Finish	Frame & Module Colour			
		Single Plate 1M - 25 x 50	Single Plate 2M - 50 x 50	Double Plate 4M - 100 x 50
Gloss				
Polished White	White	PCDWEHMS1W	PCDWEHMS2W	PCDWEHMR4W
Pearlescent White	White	PCDPWEMS1W	PCDPWEMS2W	PCDPWEMR4W
Polished Black	Black	PCDBLEMS1B	PCDBLEMS2B	PCDBLEMR4B
Matt				
Champagne	White	PCDCEHMS1W	PCDCEHMS2W	PCDCEHMR4W
Matt Black	Black	PCDMBEMS1B	PCDMBEMS2B	PCDMBEMR4B
Matt Grey	Black	PCDMGEMS1B	PCDMGEMS2B	PCDMGEMR4B
Metallic				
Brushed Steel	Black	PCDBSEMS1B	PCDBSEMS2B	PCDBSEMR4B
	White	PCDBSEMS1W	PCDBSEMS2W	PCDBSEMR4W
Polished Chrome	Black	PCDPCEMS1B	PCDPCEMS2B	PCDPCEMR4B
	White	PCDPCEMS1W	PCDPCEMS2W	PCDPCEMR4W
Black Chrome	Black	PCDBCEMS1B	PCDBCEMS2B	PCDBCEMR4B
Polished Brass	Black	PCDPBEMS1B	PCDPBEMS2B	PCDPBEMR4B
	White	PCDPBEMS1W	PCDPBEMS2W	PCDPBEMR4W
Antique Brass	Black	PCDABEMS1B	PCDABEMS2B	PCDABEMR4B
	White	PCDABEMS1W	PCDABEMS2W	PCDABEMR4W
Brushed Brass	Black	PCDSBEMS1B	PCDSBEMS2B	PCDSBEMR4B
	White	PCDSBEMS1W	PCDSBEMS2W	PCDSBEMR4W



UK:**HEAD OFFICE:**

Email: info@luceco.com

Luceco plc, Caparo House
103 Baker Street, London
England, W1U 6LN

DISTRIBUTION CENTRE:

Tel: +44 (0) 1952 238 100
Email: uk_sales@luceco.com

Luceco plc
Luceco Distribution Centre
Stafford Park 1, Telford
Shropshire, England, TF3 3BD

GERMANY:

Tel: +49 40 89066 878 - 0
Email: eu_sales@luceco.com

Nexus Industries GmbH
Holstenplatz 20b
22765 Hamburg, Germany

FRANCE:

Tel: +33 (0)1 61 10 10 35
Email: fr_sales@luceco.com

Luceco SAS France & Belux
3 Rue de Courtaulin
Magny Le Hongre 77700
Paris, France

ITALY:

Tel: +39 0434 1696795
Email: it_sales@luceco.com

Luceco Southern Europe,
S.L. Via Amman 10
33170 Pordenone, Italy

SPAIN:

Tel: +34 93 829 55 75
Email: es_sales@luceco.com

Nexus Industries LTD
C/ Bobinadora 1-5
08302 Mataró
Barcelona (SPAIN)

MIDDLE EAST:

Tel: +971 4 609 1867
Email: mea_sales@luceco.com

Luceco Middle East FZCO
Bldg. 5EB, Office 342
PO Box 371128, DAFZA
Dubai, UAE

ASIA PACIFIC:**JIAXING:**

Tel: +86 (0) 573 8357 0200
Email: asia_sales@luceco.com

No 1438, Jiachuang Road
Xiuzhou Industrial Park, Jiaxing
Zhejiang, China, P.C. 314031

HONG KONG:

Tel: +852 3520 2622
Email: hk_sales@luceco.com

Luceco (Hong Kong) Limited
Unit 902A, 9/F Benson Tower,
74 Hung To Road,
Kwun Tong, Kowloon,
Hong Kong

UNITED STATES:

Tel: +1 281 978 2509
Email: us_sales@luceco.com

Luceco Inc, 11050 W Little York
Road, Building C-2, Houston,
TX 77041, USA

MEXICO & LATIN AMERICA:

Tel: +52 (81) 5000 9437
Email: ventas@luceco.com

Luceco México S. de R.L. de C.V.
Batallón de San Patricio #109 Sur,
Col. Valle Oriente, San Pedro Garza
García N.L. México CP 66260 (Torre
Avalanz, Piso #20, Oficina 2009)

AFRICA:

Tel: +27 11 432 6779
Email: africa_sales@luceco.com

Unit 2, Cedarwood Office Park
Cnr. Western Service and
Mount Lebanon Road, Woodmead,
South Africa, 2144

TECHNICAL SUPPORT:

Tel: 03300 249 279
Email:
technical.support@masterplug.com

Lines open Monday to Friday
8.30am to 5pm, with answer phone
service outside these hours.